

# Literacy Learning Progressions—Reading

Content Code	Eligible Content	Grades									Literature	
		K	1	2	3	4	5	6	7	8	Module 1 Fiction	Module 2 Nonfiction
<b>Key Ideas and Details:</b>												
<b>Literature Text</b>												
<a href="#">E03.A-K.1.1.1</a>	Ask and answer questions to demonstrate understanding of a text, referring explicitly to the text as the basis for the answers.											
<a href="#">E04.A-K.1.1.1</a>	Refer to details and examples in a text when explaining what the text says explicitly and when drawing inferences from the text.											
<a href="#">E05.A-K.1.1.1</a>	Quote accurately from a text when explaining what the text says explicitly and when drawing inferences and/or making generalizations from the text.											
<a href="#">E06.A-K.1.1.1</a>	Cite textual evidence to support analysis of what the text says explicitly as well as inferences and/or generalizations drawn from the text.											
<a href="#">E07.A-K.1.1.1</a>	Cite several pieces of textual evidence to support analysis of what the text says explicitly as well as inferences, conclusions, and/or generalizations drawn from the text.											

# K-HS Literacy Learning Progressions

<a href="#">E08.A-K.1.1.1</a>	<p>Cite the textual evidence that most strongly supports an analysis of what the text says explicitly as well as inferences, conclusions, and/or generalizations drawn from the text.</p>								●				
<a href="#">L.F.2.1.1</a>	<p>Make inferences and/or draw conclusions based on analysis of a text.</p>											●	
<a href="#">L.F.2.1.2</a>	<p>Cite evidence from a text to support generalizations.</p>											●	
<a href="#">E03.A-K.1.1.2</a>	<p>Recount poems, dramas, or stories, including fables, folktales, and myths from diverse cultures; determine the central message, lesson, or moral and explain how it is conveyed through key details in the text.</p>			■									
<a href="#">E04.A-K.1.1.2</a>	<p>Determine a theme of a story, drama, or poem from details in the text; summarize the text.</p>				■								
<a href="#">E05.A-K.1.1.2</a>	<p>Determine a theme of a story, drama, or poem from details in the text, including how characters in a story or drama respond to challenges or how the speaker in a poem reflects upon a topic; summarize the text.</p>				■								
<a href="#">E06.A-K.1.1.2</a>	<p>Determine a theme or central idea of a text and how it is conveyed through relevant details; provide a summary of the text distinct from personal opinions or judgments.</p>					■							
<a href="#">E07.A-K.1.1.2</a>	<p>Determine a theme or central idea of a text and analyze its development over the course of the text; provide an objective summary of the text.</p>						■						
<a href="#">E08.A-K.1.1.2</a>	<p>Determine a theme or central idea of a text and analyze its development over the course of the text, including its relationship to the characters, setting, and plot; provide an objective summary of the text.</p>							●					











## K-HS Literacy Learning Progressions

<a href="#">L.N.2.3.1</a>	<p>Explain, interpret, compare, describe, analyze, and/or evaluate character in a variety of nonfiction:            Note: Character may also be called narrator, speaker, or subject of a biography.</p> <ul style="list-style-type: none"> <li>• the actions, motives, dialogue, emotions/feelings, traits, and relationships among characters within nonfictional text</li> <li>• the relationship between characters and other components of a text</li> <li>• the development by authors of complex characters and their roles and functions within a text</li> </ul>										
<a href="#">L.N.2.3.2</a>	<p>Explain, interpret, compare, describe, analyze, and/or evaluate <u>setting</u> in a variety of nonfiction:            • the relationship between setting and other components of the text (character, plot, and other key literary elements)</p>										
<a href="#">L.N.2.3.3</a>	<p>Explain, interpret, compare, describe, analyze, and/or evaluate plot in a variety of nonfiction:            Note: Plot may also be called action.</p> <ul style="list-style-type: none"> <li>• elements of the plot (e.g., exposition, conflict, rising action, climax, falling action, and/or resolution)</li> <li>• the relationship between elements of the plot and other components of the text</li> <li>• how the author structures plot to advance the action</li> </ul>										
<a href="#">L.N.2.4.2</a>	<p>Identify, compare, explain, interpret, describe, and/or analyze the sequence of steps in a list of directions.</p>										

 When students are expected to demonstrate the knowledge, skills, and abilities described by an eligible content — **No VMC is currently available.**

 When students are expected to demonstrate the knowledge, skills, and abilities described by an eligible content — **VMC is currently available.**

# K-HS Literacy Learning Progressions

Draft 8-6-2013











# K-HS Literacy Learning Progressions





# K-HS Literacy Learning Progressions

<a href="#">L.F.2.2.1</a>	Analyze how literary form relates to and/or influences meaning of a text.												
<a href="#">L.F.2.2.2</a>	Compare and evaluate the characteristics that distinguish fiction from literary nonfiction.												
<a href="#">L.F.2.2.3</a>	Explain, interpret, compare, describe, analyze, and/or evaluate connections between texts.												
<a href="#">L.F.2.2.4</a>	Compare and evaluate the characteristics that distinguish narrative, poetry, and drama.												
<a href="#">L.F.2.5.1</a>	Identify, explain, interpret, describe, and/or analyze the effects of personification, simile, metaphor, hyperbole, satire, foreshadowing, flashback, imagery, allegory, symbolism, dialect, allusion and irony in a text.												
<a href="#">L.F.2.5.2</a>	Identify, explain, and analyze the structure of poems and sound devices.												
<a href="#">L.F.2.5.3</a>	Identify and analyze how stage directions, monologue, dialogue, soliloquy, and dialect support dramatic script.												
<a href="#">E06.A-C.2.1.3</a>	Analyze the impact of a specific word choice on meaning and tone.												



















# K-HS Literacy Learning Progressions

<a href="#">E06.B-C.3.1.2</a>	Compare and contrast one author's presentation of events with that of another (e.g., a memoir written by and a biography on the same person).											
<a href="#">E07.B-C.3.1.2</a>	Analyze how two or more authors writing about the same topic shape their presentations of key information by emphasizing different evidence or advancing different interpretations of facts.											
<a href="#">E08.B-C.3.1.2</a>	Analyze a case in which two or more texts provide conflicting information on the same topic and identify where the texts disagree on matters of fact or interpretation.											
<a href="#">L.N.2.2.3</a>	Explain, interpret, compare, describe, analyze, and/or evaluate connections between texts.											
<a href="#">E03.B-C.3.1.3</a>	Use information gained from illustrations, maps, photographs, and the words in a text to demonstrate understanding of the text (e.g., where, when, why, and how key events occur).											
<a href="#">E04.B-C.3.1.3</a>	Interpret text features (e.g., headings, graphics, charts, timelines, diagrams) and/or make connections between text and the content of text features.											
<a href="#">E05.B-C.3.1.3</a>	Interpret text features (e.g., headings, graphics, charts) and/or make connections between text and the content of text features.											
<a href="#">L.N.2.4.4</a>	Make connections between the text and the content of graphics and charts.											
<a href="#">L.N.2.4.5</a>	Analyze and evaluate how graphics and charts clarify, simplify, and organize complex informational texts.											

# K-HS Literacy Learning Progressions

Content Code	Eligible Content	Grades									Literature	
		K	1	2	3	4	5	6	7	8	Module 1 Fiction	Module 2 Nonfiction
<b>Vocabulary Acquisition and Usage: Literature Text</b>												
<a href="#">E03.A-V.4.1.1</a>	Determine or clarify the meaning of unknown and multiple-meaning words and phrases based on grade 3 reading and content, choosing flexibly from a range of strategies.											
<a href="#">E04.A-V.4.1.1</a>	Determine or clarify the meaning of unknown and multiple-meaning words and phrases based on grade 4 reading and content, choosing flexibly from a range of strategies.											
<a href="#">E05.A-V.4.1.1</a>	Determine or clarify the meaning of unknown and multiple-meaning words and phrases based on grade 5 reading and content, choosing flexibly from a range of strategies.											
<a href="#">E06.A-V.4.1.1</a>	Determine or clarify the meaning of unknown and multiple-meaning words and phrases based on grade 6 reading and content, choosing flexibly from a range of strategies. a. Use context (e.g., the overall meaning of a sentence or paragraph; a word's position or function in a sentence) as a clue to the meaning of a word or phrase. b. Use common, grade-appropriate Greek or Latin affixes and roots as clues to the meaning of a word (e.g., <i>audience</i> , <i>auditory</i> , <i>audible</i> ).											
<a href="#">E07.A-V.4.1.1</a>	Determine or clarify the meaning of unknown and multiple-meaning words and phrases based on grade 7 reading and content, choosing flexibly from a range of strategies. a. Use context (e.g., the overall meaning of a sentence or paragraph; a word's position or function in a sentence) as a clue to the meaning of a word or phrase. b. Use common, grade-appropriate Greek or Latin affixes and roots as clues to the meaning of a word (e.g., <i>belligerent</i> , <i>bellicose</i> , <i>rebel</i> ).											



# K-HS Literacy Learning Progressions

<a href="#">L.F.1.2.1</a>	Identify and/or apply a synonym or antonym of a word used in a text.													
<b>Vocabulary Acquisition and Usage: Informational Text</b>														
<a href="#">E03.B-V.4.1.1</a>	Determine or clarify the meaning of unknown and multiple-meaning words and phrases based on grade 3 reading and content, choosing flexibly from a range of strategies.													
<a href="#">E04.B-V.4.1.1</a>	Determine or clarify the meaning of unknown and multiple-meaning words and phrases based on grade 4 reading and content, choosing flexibly from a range of strategies.													
<a href="#">E05.B-V.4.1.1</a>	Determine or clarify the meaning of unknown and multiple-meaning words and phrases based on grade 5 reading and content, choosing flexibly from a range of strategies.													
<a href="#">E06.B-V.4.1.1</a>	Determine or clarify the meaning of unknown and multiple-meaning words and phrases based on grade 6 reading and content, choosing flexibly from a range of strategies. a. Use context (e.g., the overall meaning of a sentence or paragraph, a word’s position or function in a sentence) as a clue to the meaning of a word or phrase. b. Use common, grade-appropriate Greek or Latin affixes and roots as clues to the meaning of a word (e.g., <i>audience</i> , <i>auditory</i> , <i>audible</i> ). c. Determine the meaning of technical words and phrases used in a text.													
<a href="#">E07.B-V.4.1.1</a>	Determine or clarify the meaning of unknown and multiple-meaning words and phrases based on grade 7 reading and content, choosing flexibly from a range of strategies. a. Use context (e.g., the overall meaning of a sentence or paragraph; a word's position or function in a sentence) as a clue to the meaning of a word or phrase. b. Use common, grade-appropriate Greek or Latin affixes and roots as clues to the meaning of a word (e.g., <i>belligerent</i> , <i>bellicose</i> , <i>rebel</i> ). c. Determine the meaning of technical words and phrases used in a text.													
<a href="#">E08.B-V.4.1.1</a>	Determine or clarify the meaning of unknown and multiple-meaning words or phrases based on grade 8 reading and content, choosing flexibly from a range of strategies. a. Use context (e.g., the overall meaning of a sentence or paragraph; a word’s position or function in a sentence) as a clue to the meaning of a word or phrase. b. Use common, grade-appropriate Greek or Latin affixes and roots as clues to the meaning of a word (e.g., <i>precede</i> , <i>recede</i> , <i>secede</i> ). c. Determine the meaning of technical words and phrases used in a text.													

# K-HS Literacy Learning Progressions

<a href="#">L.N.1.2.2</a>	Identify how the meaning of a word is changed when an affix is added; identify the meaning of a word with an affix from a text.												
<a href="#">L.N.1.2.3</a>	Use context clues to determine or clarify the meaning of unfamiliar, multiple-meaning, or ambiguous words.												
<a href="#">E03.B-V.4.1.2</a>	Demonstrate understanding of word relationships and nuances in word meanings.												
<a href="#">E04.B-V.4.1.2</a>	Demonstrate understanding of figurative language, word relationships, and nuances in word meanings.												
<a href="#">E05.B-V.4.1.2</a>	Demonstrate understanding of figurative language, word relationships, and nuances in word meanings.												
<a href="#">E06.B-V.4.1.2</a>	Demonstrate understanding of figurative language, word relationships, and nuances in word meanings. a. Interpret figurative language (simile, metaphor, personification, hyperbole) in context. b. Use the relationship between particular words (e.g., cause/effect, part/whole, item/category, synonym/antonym) to better understand each of the words. c. Distinguish among the connotations (associations) of words with similar denotations (definitions) (e.g., <i>stingy</i> , <i>scrimping</i> , <i>economical</i> , <i>unwasteful</i> , <i>thrifty</i> ).												
<a href="#">E07.B-V.4.1.2</a>	Demonstrate understanding of figurative language, word relationships, and nuances in word meanings. a. Interpret figures of speech (e.g., literary and mythological allusions) in context. b. Use the relationship between particular words (e.g., synonym/antonym, analogy) to better understand each of the words. c. Distinguish among the connotations (associations) of words with similar denotations (definitions) (e.g., <i>refined</i> , <i>respectful</i> , <i>polite</i> , <i>diplomatic</i> , <i>condescending</i> ).												
<a href="#">E08.B-V.4.1.2</a>	Demonstrate understanding of figurative language, word relationships, and nuances in word meanings. a. Interpret figures of speech (e.g. verbal irony, puns) in context. b. Use the relationship between particular words to better understand each of the words. c. Distinguish among the connotations (associations) of words with similar denotations (definitions) (e.g., <i>bullheaded</i> , <i>willful</i> , <i>firm</i> , <i>persistent</i> , <i>resolute</i> ).												

# K-HS Literacy Learning Progressions

<a href="#">L.N.1.2.1</a>	Identify and/or apply a synonym or antonym of a word used in a text.											
---------------------------	--	--	--	--	--	--	--	--	--	--	--	--

# K-HS Literacy Learning Progressions



# K-HS Literacy Learning Progressions

# K-HS Literacy Learning Progressions

# K-HS Literacy Learning Progressions