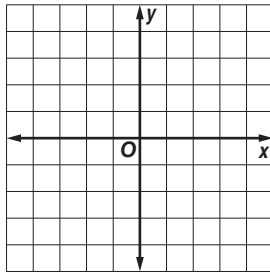


1-6 Practice

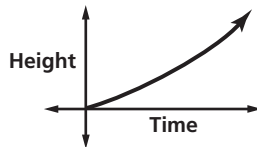
Relations

1. Express $\{(4, 3), (-1, 4), (3, -2), (-2, 1)\}$ as a table, a graph, and a mapping. Then determine the domain and range.

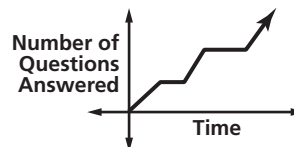


Describe what is happening in each graph.

2. The graph below represents the height of a tsunami as it travels across an ocean.



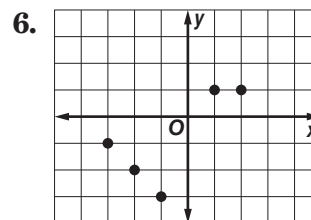
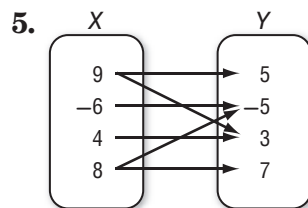
3. The graph below represents a student taking an exam.



Express the relation shown in each table, mapping, or graph as a set of ordered pairs.

4.

X	Y
0	9
-8	3
2	-6
1	4



7. **BASEBALL** The graph shows the number of home runs hit by Andruw Jones of the Atlanta Braves. Express the relation as a set of ordered pairs. Then describe the domain and range.

Andruw Jones' Home Runs

