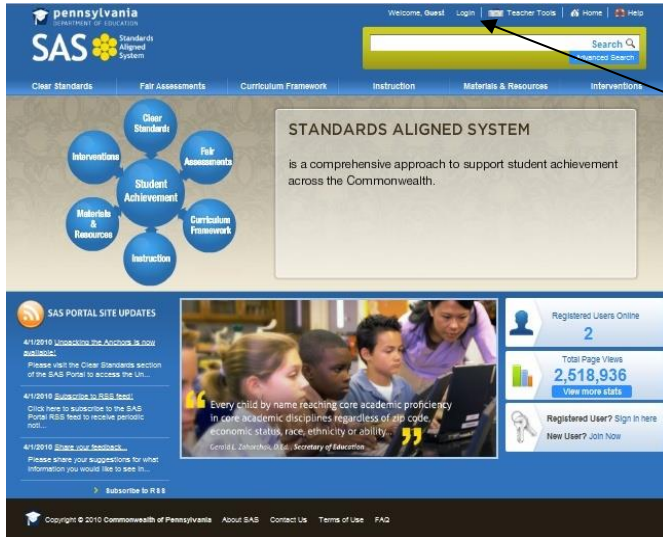


SAS: Standards Aligned System

www.pdesas.org

Prepared by Mary E. Braccili

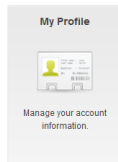
STUDENT INTRO: Opening an Account



To Open an Account:

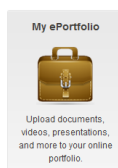
1. Go to <http://www.pdesas.org>
2. Select LOGIN in the upper right-hand menu
3. Enter your information; using your most reliable email address

TEACHER TOOLS (Selected for Presentation)



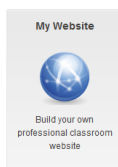
The information provided in this section will be used to manage your SAS account:

- Manage personal information
- Identify professional interests
- Change a password



A web-based, portable filing cabinet

- Create organizational folders
- Add resources
 - Add to My ePortfolio
 - Upload File
 - Add Bookmark



Create a webpage with documents from your ePortfolio.

You can store virtually any file you want – word processing, presentations, spreadsheets, images – as long as it is already saved to your computer or another storage device. There are two file types that cannot be saved to the ePortfolio; HTML files (.html, .htm) files and Bitmap image files (.bmp). Be sure to check the box to Enable Website if you want others to be able to view your information.

GENERAL STANDARDS INFORMATION

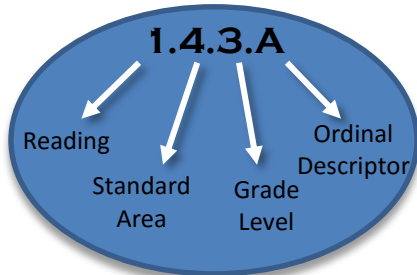
15 Standard Areas

1. Reading
2. Math
3. Science and technology
4. Environment and Ecology
5. Civics and Government
6. Economics
7. Geography
8. History
9. Arts and Humanities
10. Health, Safety and Physical Education
11. Family and Consumer Sciences
12. World Languages (proposed)
13. Career Education and Work
14. Driver's Education
15. Business, Computer, and Information Technology

PA Core Standards

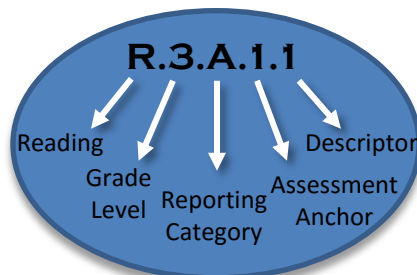
- CC.1: PA Core: English Language Arts
- CC.2: PA Core: Mathematics
- CC.3: PA Science and Technical Studies
- CC.8: PA History and Social Studies

Standard Coding



- 1 indicates the content area. In this case, it's Reading, Writing, Speaking and Listening (the first number matches the numbers we just saw in the previous slides).
- 4 is the standard area (RWSL has 9 standard areas)
- 3 is the grade level of the standard
- A is the descriptor that identifies the specific standard statement

Assessment Anchor Coding



- R indicates Reading anchor
- 3 is the grade level of the anchor
- A is the reporting category Comprehension and Reading Skills. Trainers may want to discuss the reporting categories for the other standards...
- The next number 1 is the assessment anchor- and defines the skill that is assessed on the PSSA- Describe and interpret literary elements within and among texts.
- The final number 1 is a descriptor which further describes what is assessed – Compare characters, settings and plots.

- Assessment Anchor Definition – the part of the PA academic standard that is eligible to be assessed on the PSSA. They clarify the relationship between standards and assessments. There are components of the standards that are not able to be assessed on large scale assessment (i.e., fluency is not able to be assessed on a large scale assessment).