


PARTICIPATION



Name: _____

Book: _____

PART 1- This checklist is to be filled out each meeting day by the DISCUSSION DIRECTOR. If each group member has his/her reading assignment signed (meaning they have read the assigned number of pages or chapters) place a plus (+) in the upper right hand corner of the appropriate box. If any group member has not gotten his/her reading assignment signed (meaning he/she did not complete the assigned reading) place a minus (-) in the upper right hand corner of the appropriate box. Do this at the beginning of each group meeting.

**Students are allowed 2 minuses (-). Each minus (-) after number two brings the final grade down 1% point.*

PART 2- GRADE DAILY GROUP PARTICIPATION IN THE FOLLOWING MANNER:

3= GOOD PARTICIPATION

Student was focused and contributing to the discussion. NOT OFF TASK ONE TIME.

2=MEDIUM PARTICIPATION

Student was focused and contributing to the discussion. OFF TASK 1-3 TIMES.

1= LITTLE PARTICIPATION

Student was only focused while sharing his/her job or OFF TASK MORE THAN 3 TIMES.

0= NO PARTICIPATION

Homework not complete, separate yourself from the group to complete assignment.

**Place the earned number in the appropriate box at the end of the group work session.*

Student Name	DATES						
1.							
2.							
3.							
4.							
5.							
6.							
DISCUSSION DIRECTOR'S INITIALS							

DISCUSSION DIRECTOR



Name: _____ Date: _____

Book: _____

Reading Assignment: pages _____ to _____ Parent Signature: _____


YOUR JOB: Your job is to develop a list of QUESTIONS about the assigned pages that you think your group might want to discuss about this part of the book. As you read, mark your possible questions with a sticky note. When you are finished reading, develop 3 thick and 3 thin questions to use during the upcoming discussion. The THIN QUESTIONS must include a page number where the answer is found. THICK QUESTIONS may not have a one-three word answer. THICK QUESTIONS must be answered in at least 2 complete sentences.

THIN QUESTIONS	PAGE #	ANSWER
1.		
2.		
3.		

THICK QUESTIONS	ANSWER
1.	
2.	
3.	

Roadblock or Connection: Identify any problems that occurred during reading that interfered with your comprehension of the text. OR Describe a connection you had during reading, and explain how the connection helped you comprehend the text.

SUPER SUMMARIZER



Name: _____ Date: _____

Book: _____

Reading Assignment: pages _____ to _____ Parent Signature: _____

YOUR JOB: Prepare a brief SUMMARY of your assigned reading. Begin by marking a key event for every 2 pages you read. When you are finished, pick the 5 most important key events and use this information to develop a summary paragraph. Make sure you tell **WHO** is involved, **WHAT** is the main idea, **WHERE**, **WHEN**, **WHY**, and **HOW**! Include a strong beginning sentence that tells the chapter and setting.

After you write your summary, use the following checklist:

- | | | | |
|------------------------|-------------------------|---------------------|----------------------|
| - title, author, topic | -main ideas | -my own words | -correct order |
| -time-order words | -shorter | -enough information | -introductory phrase |
| -author's opinion | -clear and easy to read | | |

This image shows a single sheet of white paper with horizontal blue or grey ruling lines. The lines are evenly spaced and run across the width of the page. There are approximately 20 lines visible. The paper appears to be a standard notebook page or a sheet of stationery. There is no handwriting or other markings on the page.

Roadblock or Connection: Identify any problems that occurred during reading that interfered with your comprehension of the text. OR Describe a connection you had during reading, and explain how this connection helped you comprehend the text.

WORD WIZARD



Name: _____ Date: _____

Book: _____

Reading Assignment: pages _____ to _____ Parent Signature: _____

YOUR JOB: You are looking for interesting words, words important to the person's life, or words that might be confusing for you or your group. Use a sticky note to mark your words during your reading. Write the words below. Then, look up the words using a dictionary. Don't forget to include the paragraph and page number of the word. You must write in complete sentences using correct conventions.

WORD	PAGE #	PARA. #	DEFINITION
1.			DICTIONARY DEFINITION:
2.			DICTIONARY DEFINITION:
3.			DICTIONARY DEFINITION:
4.			DICTIONARY DEFINITION:
5.			DICTIONARY DEFINITION:

Roadblock or Connection: Identify any problems that occurred during reading that interfered with your comprehension of the text. OR Describe a connection you had during reading, and explain how this connection helped you comprehend the text.

CONNECTOR

Name: _____ Date: _____

Book: _____

Reading Assignment: pages _____ to _____ Parent Signature: _____

YOUR JOB: Make people aware of at least 3 connections to your background knowledge. This means connecting the reading to your own past experiences, to happenings at school or in the community, to stories in the news, to similar events at other times and places, and to other people or problems that you are reminded of. You may also see connections between this book and other writings on the same topic or by the same author.

QUOTE FROM BOOK	REASON FOR PICKING (T-T, T-S, T-W)	PAGE#/ PARA #	REASON FOR CONNECTION (Explain in 2 complete sentences)
1.			
2.			
3.			

Roadblock or Connection: Identify any problems that occurred during reading that interfered with your comprehension of the text. OR Describe a connection you had during reading, and explain how this connection helped you comprehend the text.

PASSAGE PICKER



Name: _____ Date: _____

Book: _____


Reading Assignment: pages _____ to _____ Parent Signature: _____

YOUR JOB: Locate 3 special sections of the text that your group would like to hear READ ALOUD or to REREAD silently. The idea is to help readers go back to some especially INTERESTING, POWERFUL, FUNNY, or IMPORTANT sections from the reading. As you read, use sticky notes to mark your selections. When you finish reading, choose three sections to be shared in your next discussion. Select different ways for rereading during the discussion.

QUOTE FROM BOOK	REASON FOR PICKING (literary devices, sound techniques, conflict, funny, puzzling, interesting, etc.)	PAGE#/ PARA #	PLAN FOR DISCUSSION (Passage picker reads, ask someone to read, everyone reads silently)
1.			
2.			
3.			

Roadblock or Connection: Identify any problems that occurred during reading that interfered with your comprehension of the text. OR Describe a connection you had during reading, and explain how the connection helped you comprehend the text.

ILLUSTRATOR



Name: _____ Date: _____

Book: _____

Reading Assignment: pages _____ to _____ Parent Signature: _____

YOUR JOB: Draw a picture related to the reading. It can be a sketch, cartoon, diagram, flowchart, or stick figure scene. Any kind of drawing or graphic relating to the assigned reading is acceptable as long as you label things, color the picture, and include characters, setting, and details from the story.

Roadblock or Connection: Identify any problems that occurred during reading that interfered with your comprehension of the text. OR Describe a connection you had during reading, and explain how this connection helped you comprehend the text.
