


PARTICIPATION



Name: _____

Book: _____

PART 1- This checklist is to be filled out each meeting day by the DISCUSSION DIRECTOR. If each group member has his/her reading assignment signed (meaning they have read the assigned number of pages or chapters) place a plus (+) in the upper right hand corner of the appropriate box. If any group member has not gotten his/her reading assignment signed (meaning he/she did not complete the assigned reading) place a minus (-) in the upper right hand corner of the appropriate box. Do this at the beginning of each group meeting.

**Students are allowed 2 minuses (-). Each minus (-) after number two brings the final grade down 1% point.*

PART 2- GRADE DAILY GROUP PARTICIPATION IN THE FOLLOWING MANNER:

3= GOOD PARTICIPATION

Student was focused and contributing to the discussion. NOT OFF TASK ONE TIME.

2=MEDIUM PARTICIPATION

Student was focused and contributing to the discussion. OFF TASK 1-3 TIMES.

1= LITTLE PARTICIPATION

Student was only focused while sharing his/her job or OFF TASK MORE THAN 3 TIMES.

0= NO PARTICIPATION

Homework not complete, separate yourself from the group to complete assignment.

**Place the earned number in the appropriate box at the end of the group work session.*

Student Name	DATES						
1.							
2.							
3.							
4.							
5.							
6.							
DISCUSSION DIRECTOR'S INITIALS							

DISCUSSION DIRECTOR



Name: _____ Date: _____

Book: _____

Reading Assignment: pages _____ to _____ Parent Signature: _____


YOUR JOB: Your job is to develop a list of QUESTIONS about the assigned pages that you think your group might want to discuss about this part of the book. As you read, mark your possible questions with a sticky note. When you are finished reading, develop 3 thick and 3 thin questions to use during the upcoming discussion. The THIN QUESTIONS must include a page number where the answer is found. THICK QUESTIONS may not have a one-three word answer. THICK QUESTIONS must be answered in at least 2 complete sentences.

THIN QUESTIONS	PAGE #	ANSWER
1.		
2.		
3.		

THICK QUESTIONS	ANSWER
1.	
2.	
3.	

Roadblock or Connection: Identify any problems that occurred during reading that interfered with your comprehension of the text. OR Describe a connection you had during reading, and explain how this connection helped you comprehend the text.

SUPER SUMMARIZER



Name: _____ Date: _____

Book: _____

Reading Assignment: pages _____ to pages _____ Parent Signature: _____


YOUR JOB: Prepare a brief SUMMARY of your assigned reading. Begin by marking a key event for every 2 pages you read. When you are finished, pick the 5 most important key events and use this information to develop a summary paragraph. Make sure you tell WHO is involved, WHAT is the main idea, WHERE, WHEN, WHY, and HOW! Include a topic sentence and concluding sentence.

After you write your summary, use the following checklist:

- | | | | |
|------------------------|-------------------------|---------------------|----------------------|
| - title, author, topic | -main ideas | -my own words | -correct order |
| -time-order words | -shorter | -enough information | -introductory phrase |
| -author's opinion | -clear and easy to read | | |

Roadblock or Connection: Identify any problems that occurred during reading that interfered with your comprehension of the text. OR Describe a connection you had during reading, and explain how this connection helped you comprehend the text.

WORD WIZARD



Name: _____ Date: _____

Book: _____

Reading Assignment: pages _____ to _____ Parent Signature: _____

YOUR JOB: You are looking for interesting words, words important to the person's life, or words that might be confusing for you or your group. Use a sticky note to mark your words during your reading. Write the words below. Then, look up the words using a dictionary. Don't forget to include the paragraph and page number of the word. You must write in complete sentences using correct conventions.

WORD	PAGE #	PARA. #	DEFINITION
1.			DICTIONARY DEFINITION:
2.			DICTIONARY DEFINITION:
3.			DICTIONARY DEFINITION:
4.			DICTIONARY DEFINITION:
5.			DICTIONARY DEFINITION:


Roadblock or Connection: Identify any problems that occurred during reading that interfered with your comprehension of the text. OR Describe a connection you had during reading, and explain how this connection helped you comprehend the text.

FACT FINDER

Name: _____ Date: _____

Book: _____

Reading Assignment: pages _____ to _____ Parent Signature: _____



YOUR JOB: Identify FACTS about the individual you are reading about. As you read, mark the possible facts with a sticky note. The facts must come from the beginning, middle, and end of your reading assignment. When you are finished reading, choose 5 facts and write them below. The facts must include page numbers. You must also use the facts to tell the importance of the individual you are reading about. You must write in complete sentences using correct conventions.

FACT	PAGE #	Why is this fact important?
1.		
2.		
3.		
4.		
5.		

Roadblock or Connection: Identify any problems that occurred during reading that interfered with your comprehension of the text. OR Describe a connection you had during reading, and explain how this connection helped you comprehend the text.

OPINIONIST

Name: _____ Date: _____

Book: _____

Reading Assignment: pages _____ to _____ Parent Signature: _____



YOUR JOB: Identify **OPINIONS** about the individual you are reading about. As you read, mark the possible opinions with a sticky note. Your opinions must come from the beginning, middle, and end of your reading assignment. When you are finished reading, choose 3 opinions and write them below. The opinions must include page numbers, and an explanation of how you knew it was an opinion. You must write in complete sentences using correct conventions.

OPINION	PAGE #	HOW YOU KNEW?	BIAS... Positive or Negative
1.			
2.			
3.			

Roadblock or Connection: Identify any problems that occurred during reading that interfered with your comprehension of the text. OR Describe a connection you had during reading, and explain how this connection helped you comprehend the text.

TIMEKEEPER



Name: _____ Date: _____

Book: _____

Reading Assignment: pages _____ to _____ Parent Signature: _____

YOUR JOB: Identify events from the person's life you are reading about. As you read, mark the possible events with a sticky note. The events must come from the beginning, middle, and end of your reading assignment. When you are finished reading, choose 4 events and write them below. The events must include the date, page number, and a 2-sentence explanation of why the event was important in the person's life. You must write in complete sentences using correct conventions. Then, create a timeline with those events making sure the events are in correct time-order.

DATE	EVENT	PAGE #	IMPORTANCE
1.			
2.			
3.			
4.			

Roadblock or Connection: Identify any problems that occurred during reading that interfered with your comprehension of the text. OR Describe a connection you had during reading, and explain how this connection helped you comprehend the text.